

BBB NERIKI Valve

Residual Pressure Valve (RPV)

Iwatani Group 

IWATANI CORP. of AMERICA


BBB NERIKI VALVE CO.,LTD.
NERIKI

THE BBB NERIKI RPV

The residual pressure valve (RPV) technology was invented by NERIKI more than 30 years ago, with worldwide sales in excess of 10.0 million pieces.

Iwatani has exclusively sold the NERIKI RPV to the North and South American markets for industrial and specialty gas applications successfully and can help tailor a program for your company, whether large or small.

FEATURE



- **Purging, Evacuation and Re-cleaning of Cylinder eliminated**
 - Positive pressure of approximately 3 bars.
 - Contamination is eliminated even if the valve is left open, eliminating the risk of internal corrosion of the cylinder.
 - These features ensure high quality gas without having to purge or vacuum, ensuring great cost saving, and plant rationalization.
- **Backflow is prevented during mixing**
 - Special check mechanism prevents higher pressure gas from entering the lower pressure gas cylinder..
- **Backflow is prevented in the Beverage industry**
 - Our special mechanism prevents Beer/Soft drinks from contaminating the cylinders.
- **Simple high quality design and construction**
 - Our RPV cassette is preset at factories and can be replaced if necessary. Also maintenance free.
 - By using check rod you verify presence of residual pressure within seconds.

SAVES GAS – Reduces Costs –

- Eliminate backfill purging, Evacuation and re-cleaning cylinders eliminated
 - Cylinders are subject to contamination from air, dirt, water and other impurities (including toxic gases) if an ordinary valve is left open without internal pressure. Standard filling procedures call for costly vacuum purging before **any** cylinders are refilled. The RPV's unique design always retains approximately 3 bar pressure...**preventing contamination, even if the valve is left open.**

The Benefits to gas producers and distributors are:



- ❑ Dramatically reduced costs by eliminating the purging and waste of costly gases, such as argon, helium and hydrogen.
- ❑ Increase personnel safety by preventing unexpected entry of toxic gases to the cylinder.
- ❑ No costly cleaning of cylinder inner walls because of moisture penetration and rusting.

Backflow in Manifolding and Mixing Eliminated



- During manifolding and mixing gases, the lower pressure cylinder using ordinary valves risks backflow and entry of the higher pressure gas. The RPV's check mechanism stops any backflow and protects the content-integrity of the lower pressure cylinder.

Simple Construction and Function



□ Cassette Type Check Valve

- It's simple, unique design is preset by the factory to maintain residual pressure preventing contamination.

□ Checking Rod


- Verifies the presence of gas within the cylinder. Inserting the Checking Rod displaces the cassette valve permitting release of the contained gas and an audible sound.

For Your Information

- The BBB NERIKI RPV is available your specifications which have been covered the worldwide specifications and gases.

Specifications	DIN477, BS341, NF & CGA...
Gases	Argon, Argon Mixtures, Helium, Nitrogen, Hydrogen, Carbon Dioxide, SF ₆ & Oxygen...
Approved by	BAM (Germany), UL listed (USA) and Major Gas Company's all over the world... PATENT in many countries.

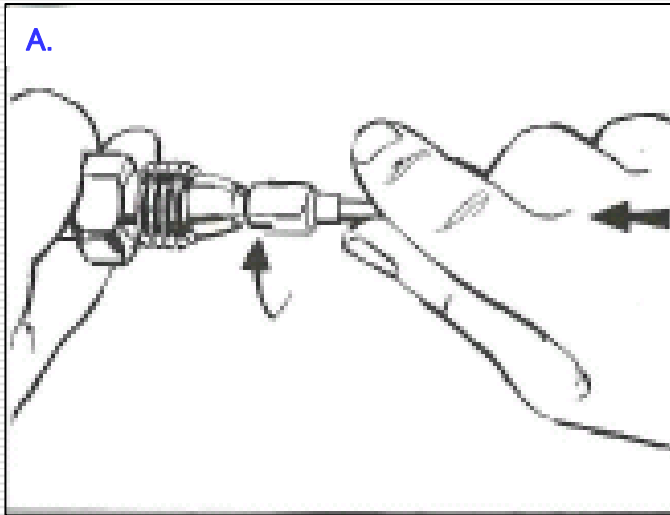
NIPPLE and PIN LOCKING TOOL



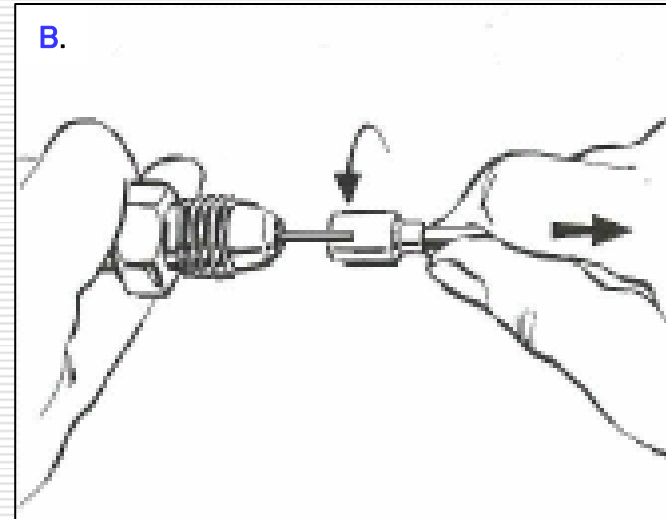
- The nipple, designed for the RPV, contains a dual-position stainless steel pin which displaces the Cassette Check Valve. Two pin positions permit maximum operating flexibility to fill or evacuate a cylinder having either a conventional valve or an RPV. The pin is left in an external position for an RPV.
- Prior to filling or evacuating a cylinder with a conventional valve, the pin is locked within the nipple using the Pin Locking Tool.

NIPPLE and PIN LOCKING TOOL

- The RPV nipple permits the most practical and flexible usage possible when permanently installed on conventional pigtail connections.

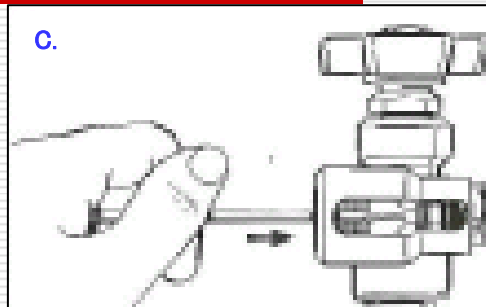



A. Grasping the nipple firmly position the Pin Locking tool to grasp the flattened side of the pin. Simultaneously push the two pieces together rotating the Pin Locking Tool clockwise. The pin will be depressed approx. 1/2 -in . The nipple is now ready for use with conventional valves.

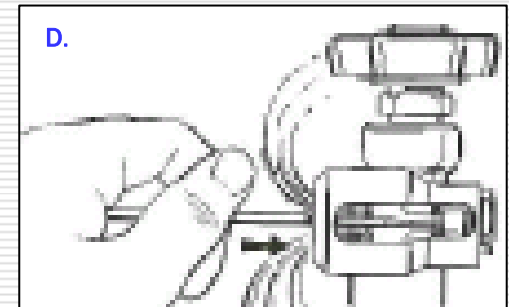


B. Rotating the pin counter-clockwise with the Pin Locking Tool will release the pin for use with the RPV.

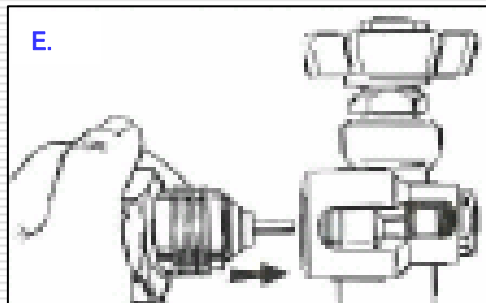
PRESSURE CHECKING ROD and ADAPTOR



C. Holding the ball end, insert rod into the valve to contact check valve.

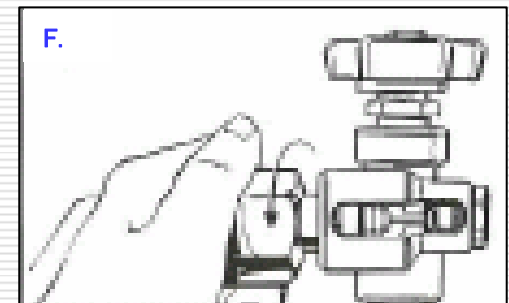


D. Push rod into valve against resistance of check valve. The sound of escaping gas indicates residual cylinder pressure.




E. Grasping the large, hexagonal end, insert the threaded-end into valve.

Adaptor – contains a rigid-mounted pin and must be used only with the RPV and removed after filling. Useful for temporary use to evaluate the RPV.



F. Thread the adaptor into the valve counter-clockwise if left-hand thread (notched); clockwise if right-hand (un-notched). The pin will automatically displaced the check valve.

Special Valve – EYE VALVE –



The unique “EYE” feature of this valve allows an accurate level indication of liquefied gas residual in high pressure liquefied gas applications. (ie: CO₂)

- Eliminates Tampering by so-called filling pirates (Dual outlet connection)
 - Recently a lot of contaminated CO₂ has found. It’s way in Beverage industry, so we developed a system with a filling connection which can not be tampered with.
 - This connection is also a quick connection, which is essential in the CO₂ business. For gaining time for filing, the outlet can be a standard CO₂ connection or a special connection.

EYE VALVE – Feature –



- ❑ This feature enables the user to have an accurate liquid level indication regardless of internal cylinder temperature and internal gas pressure.
- ❑ This feature which is incorporated in the EPO-1 type valve is used by all the Beer manufacturing in Japan and is extremely popular.
- ❑ This Level Indicator ensure the reduction of excessive cylinder stocks both from the CO2 gas company as well as the user side.
- ❑ The Level Indicator is totally safe, as high pressure gas is isolated from the Indicator, therefore eliminating accident risk.
- ❑ The RPV feature is also incorporated.